




GOLDI
SOLAR

SAY HELLO TO

HELOC[®] **PRO**

HIGH EFFICIENCY
LOW ON CARBON



About Goldi Solar



12 Years
Of Rich Industry
Experience



4 GW Capacity
*by 2023



Shipping To 20+
Countries



1500+
Workforce



Solar Park
100 MW *by FY 2023-24

Being Versatile In Its Own Way, Our Modules Can Be Used For



Utilities



Industries



Residential



Institutes



Agriculture



Hospitals



Our Vision

Transforming Tomorrow's Energy



Mission

Providing Clean Energy Solutions To
The World And Conserving The Planet



Values

When The Nature & World Wanted Help
We Came To The

- Respect
- Ethics
- Service
- Commitment
- Quality

Why Choose Goldi?

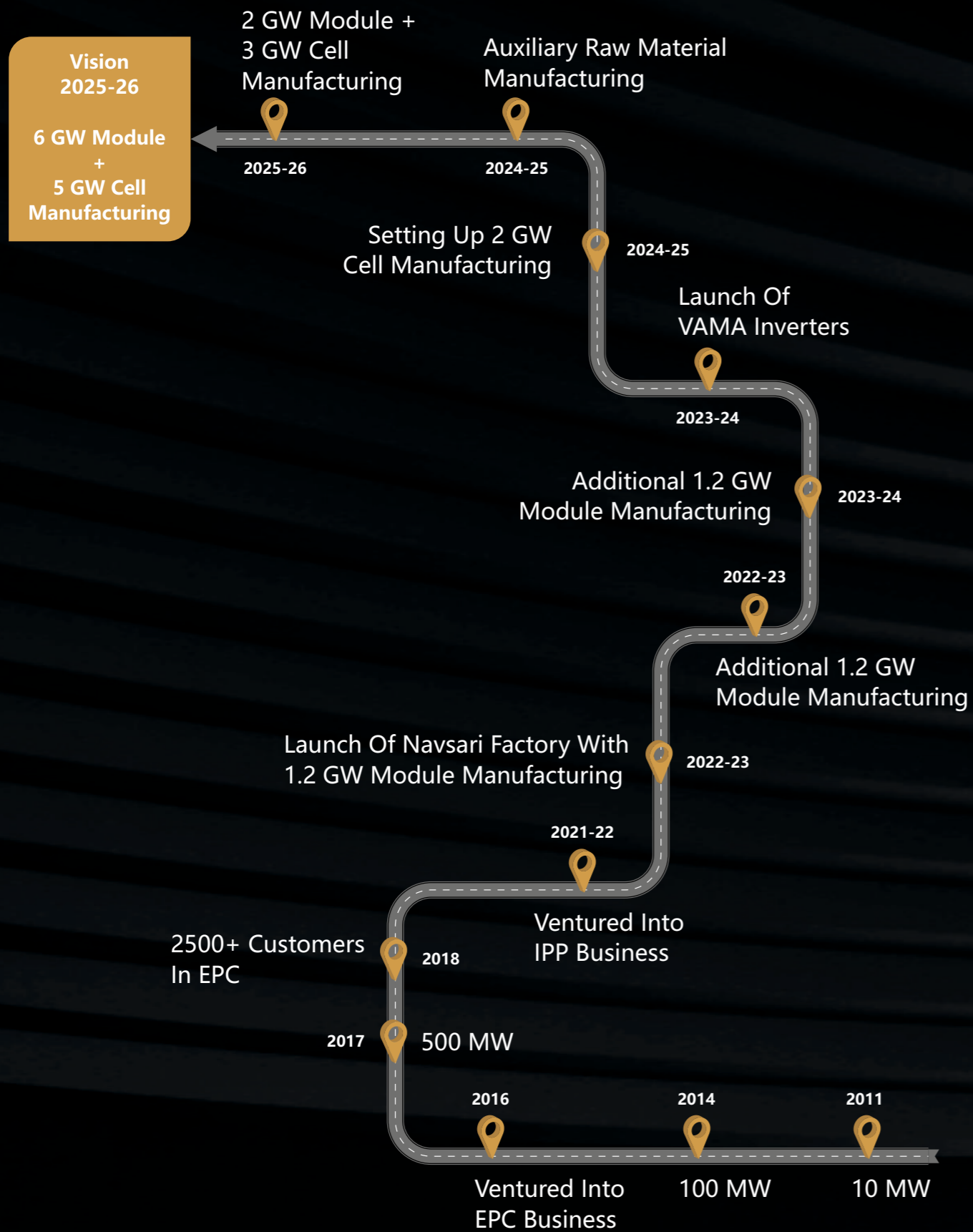


Goldi solar panels are premium quality and designed to last for decades. Our facility has stringent quality check procedures, paired with best-in-class raw materials and a highly skilled workforce. The panels are also certified to function at optimal performance for various geographic and adverse climatic conditions.

Globally Practiced Quality Standards & Certifications



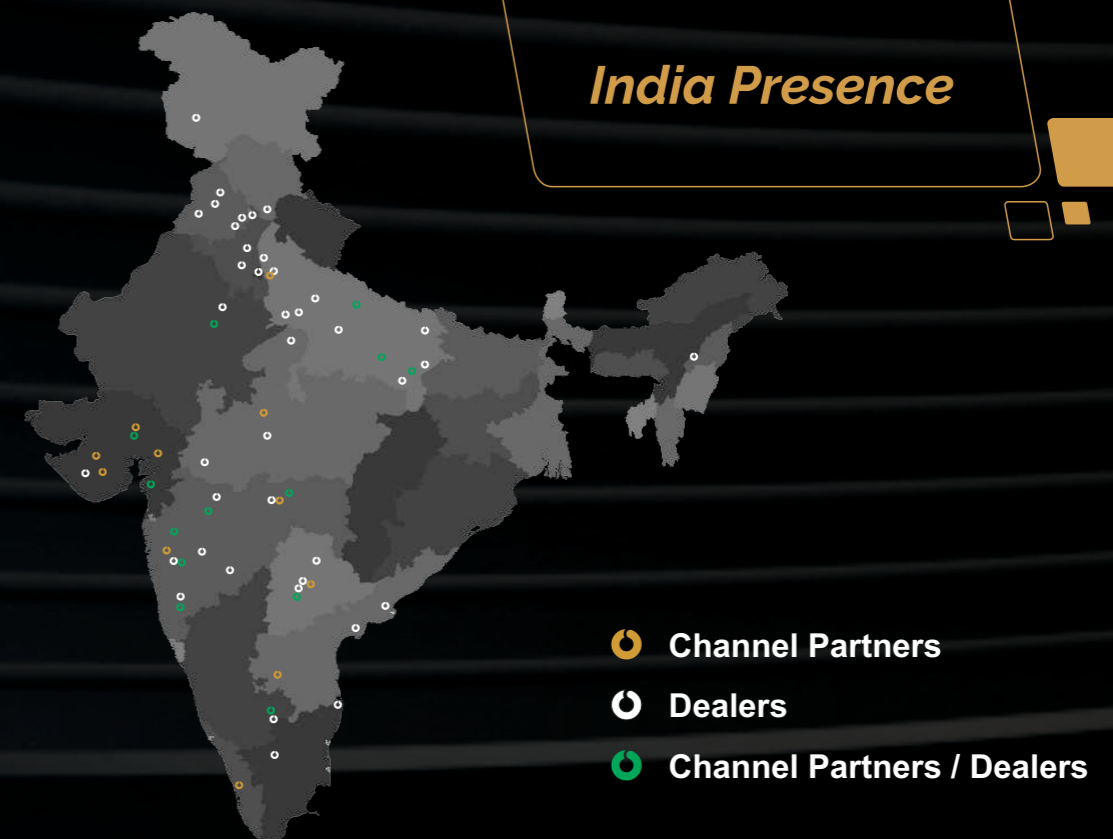
Goldi's Growth Is Unstoppable




Global Presence



India Presence





GLASS TO GLASS

GS10-B144-GF (525 Wp - 550 Wp)



HIGH SAVING

Lower LCOE, reduced BOS cost, shorter payback time



HIGH EFFICIENCY

Excellent module conversion efficiency of up to 21.70%



LOW-LIGHT PERFORMANCE

Advanced glass and cell surface textured design ensure excellent performance in low-light environment



PID RESISTANCE

Excellent Anti-PID Performance guarantees limited power degradation for mass production



IP68 JUNCTION BOX

High waterproof level

MADE IN INDIA

INDUSTRY LEADING PROTECTION



12 Years warranty for materials and processing



25 Years warranty for linear power output

TECHNICAL DATA

Electrical Parameter at STC	Bifacial Monocrystalline Module					
	GS10-B144-GF					
Capacity rating - Pmax(Wp)	525	530	535	540	545	550
Power Tolerance (%)	0-2	0-2	0-2	0-2	0-2	0-2
Module efficiency (%)	20.33	20.53	20.73	20.92	21.12	21.31
Rated voltage - Vmp(V)	40.68	41.88	41.04	41.27	41.45	41.63
Rated current - Imp(A)	12.91	12.96	13.03	13.10	13.16	13.22
Open circuit voltage - Voc(V)	49.05	49.21	49.39	49.56	49.73	49.90
Short circuit current - Isc(A)	13.42	13.49	13.56	13.63	13.70	13.77

Under Standard Test Conditions (STC) of irradiance 1000 W/m², spectrum AM 1.5 and cell temperature of 25°C. Except Pmax, all other parameters have a tolerance of ±3%.

Electrical Parameter at NOCT						
Capacity rating - Pmax(Wp)	388.64	392.35	396.05	399.75	403.45	407.15
Rated voltage - Vmp(V)	37.94	38.13	38.28	38.49	38.66	38.83
Rated current - Imp(A)	10.24	10.28	10.34	10.39	10.44	10.49
Open circuit voltage - Voc(V)	45.87	46.02	46.19	46.35	46.50	46.66
Short circuit current - Isc(A)	10.81	10.86	10.92	10.98	11.03	11.09

Irradiance 800 W/m², ambient temperature 20°C, Module temperature 45°C, wind speed 1 m/sec

BI-FACIAL : Pmax WITH REAR SIDE POWER GAIN*

5% Gain	551	557	562	567	572	578
10% Gain	578	583	589	594	600	605
15% Gain	604	610	615	621	627	633
20% Gain	630	636	642	648	654	660
25% Gain	656	663	669	675	681	688
30% Gain	683	689	696	702	709	715

* Additional power gain from rear side compared to power of front side at STC depends on mounting structure (height, tilt angle etc.) and reflectivity of ground.

Bi-Faciality Factor : 70 ± 5 %

PERMISSIBLE OPERATING CONDITIONS

Temperature range	-40°C to + 85°C
Maximum system voltage	1500 VDC
NOCT	45 ± 2°C
Hail resistance	Max. diameter of 25 mm with velocity 23 m/s

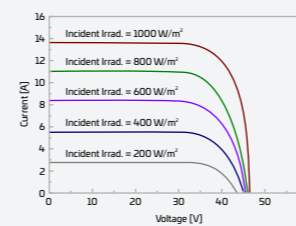
TEMPERATURE COEFFICIENTS (TC)

Temperature Coefficient (Voc)	-0.28% /°C
Temperature Coefficient (Isc)	0.048% /°C
Temperature Coefficient (Pmax)	-0.35% /°C

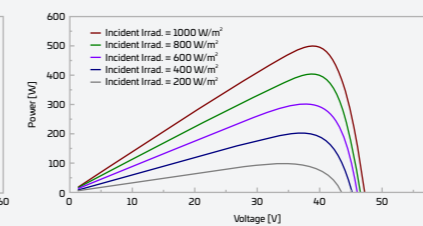
PACKAGING CONFIGURATION**

Number of Modules per Pallet	31
No of pallet	20
No of module, 40ft HC container	620

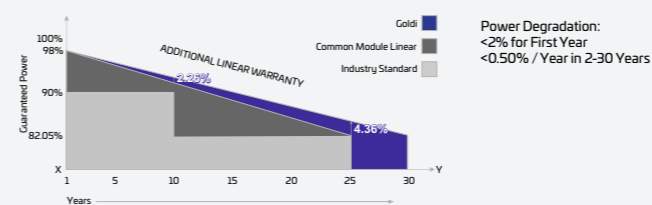
IV CURVE



PV CURVE



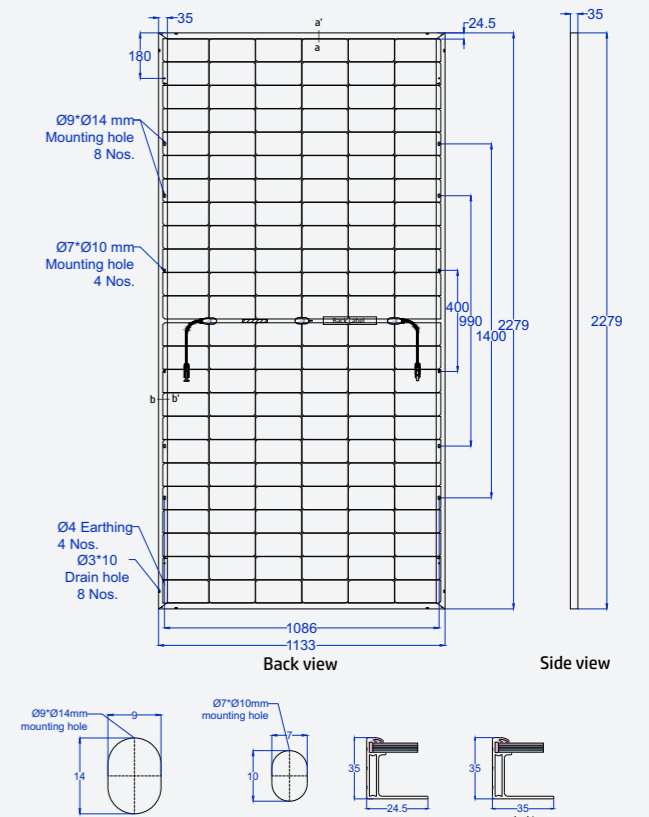
LINEAR GRAPH



MECHANICAL SPECIFICATION

Solar cells	144 pcs Bifacial monocrystalline Silicon(PERC), Multi BB
Encapsulation	POE Polyolefin based Encapsulant, UV and Weather stable
Frame	Silver Anodized Aluminium Alloy
Solar Glass	2.0 mm, High Transmission, AR Coated HS Glass
Dimensions	(L) 2279 mm x (W) 1133 mm x (H) 35 mm
Weight	~32 Kg
J-box	IP 68 certified, 3 diodes, Split junction box
Series Fuse Rating	25 A
Cable	Solar cable 400 mm length, 4 mm ²
Connectors	MC4 compatible connectors
Application Class	Class A
Electrical Safety	Class II
Fire Safety	Class C (Type 1)
Surface load	Snow load 5400 Pa, Wind load 2400 Pa

DRAWING (MEASUREMENTS ARE IN MM)




PRODUCT CERTIFICATIONS

IEC 61215: 2016, IEC 61730: 2016, IS 14286:2010/IEC 61215:2005, IS/IEC 61730-1 & 2: 2004, UL 61730-1 & 2, IEC 62804, CEC

MANAGEMENT SYSTEM CERTIFICATIONS





TRANSPARENT
Backsheet

GS10-B144-TF (525 Wp - 550 Wp)



HIGH SAVING

Lower LCOE, reduced BOS cost, shorter payback time



HIGH EFFICIENCY

Excellent module conversion efficiency of up to 21.70%



LOW-LIGHT PERFORMANCE

Advanced glass and cell surface textured design ensure excellent performance in low-light environment



PID RESISTANCE

Excellent Anti-PID Performance guarantees limited power degradation for mass production



IP68 JUNCTION BOX

High waterproof level

MADE IN INDIA

INDUSTRY LEADING PROTECTION



12 Years warranty for materials and processing



30 Years warranty for linear power output

TECHNICAL DATA

Electrical Parameter at STC	Bifacial Monocrystalline Module					
	GS10-B144-TF					
Capacity rating - Pmax(Wp)	525	530	535	540	545	550
Power Tolerance (%)	0-2	0-2	0-2	0-2	0-2	0-2
Module efficiency (%)	20.34	20.53	20.73	20.92	21.12	21.31
Rated voltage - Vmp(V)	40.88	41.05	41.20	41.39	41.55	41.71
Rated current - Imp(A)	12.84	12.91	12.98	13.05	13.12	13.19
Open circuit voltage - Voc(V)	48.72	48.91	49.10	49.29	49.48	49.67
Short circuit current - Isc(A)	13.43	13.51	13.59	13.67	13.75	13.83

Under Standard Test Conditions (STC) of irradiance 1000 W/m², spectrum AM 1.5 and cell temperature of 25°C. Except Pmax, all other parameters have a tolerance of ±3%.

Electrical Parameter at NOCT						
Capacity rating - Pmax(Wp)	388.6	392.35	396	399.75	403.4	407.2
Rated voltage - Vmp(V)	38.13	38.28	38.42	38.60	38.75	38.90
Rated current - Imp(A)	10.19	10.24	10.30	10.35	10.41	10.47
Open circuit voltage - Voc(V)	45.56	45.74	45.92	46.09	46.27	46.45
Short circuit current - Isc(A)	10.81	10.88	10.94	11.01	11.07	11.14

Irradiance 800 W/m², ambient temperature 20°C, Module temperature 45°C, wind speed 1 m/sec

BI-FACIAL : Pmax WITH REAR SIDE POWER GAIN*

5% Gain	551	557	562	567	572	578
10% Gain	578	583	589	594	600	605
15% Gain	604	610	615	621	627	633
20% Gain	630	636	642	648	654	660
25% Gain	656	663	669	675	681	688
30% Gain	683	689	696	702	709	715

* Additional power gain from rear side compared to power of front side at STC depends on mounting structure (height, tilt angle etc.) and reflectivity of ground.

Bi-Faciality Factor : 70 ± 5 %

PERMISSIBLE OPERATING CONDITIONS

Temperature range	-40°C to +85°C
Maximum system voltage	1500 VDC
NOCT	45± 2°C
Hail resistance	Max. diameter of 25 mm with velocity 23 m/s

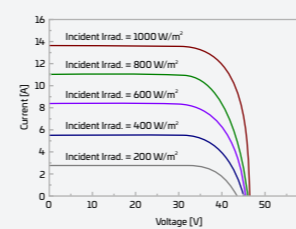
TEMPERATURE COEFFICIENTS (TC)

Temperature Coefficient (Voc)	-0.28% /°C
Temperature Coefficient (Isc)	0.048% /°C
Temperature Coefficient (Pmax)	-0.35% /°C

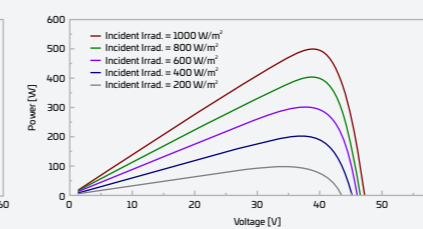
PACKAGING CONFIGURATION**

Number of Modules per Pallet	31
No of pallet	20
No of module, 40ft HC container	620

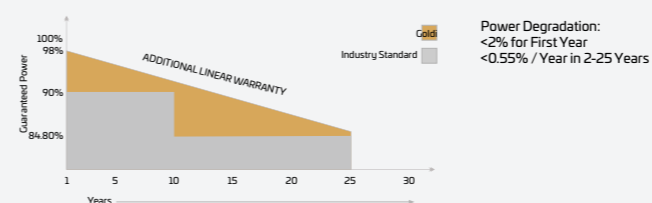
IV CURVE



PV CURVE



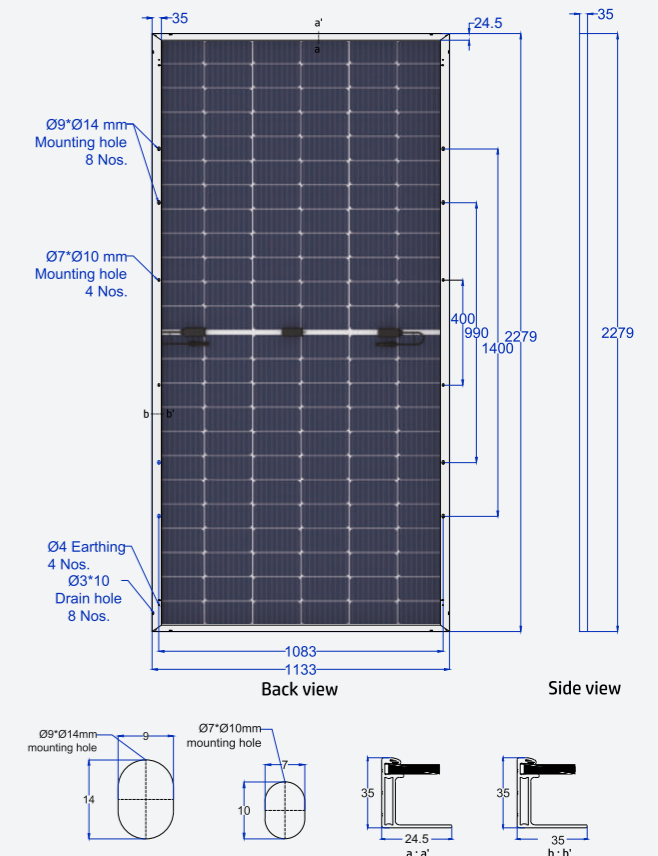
LINEAR GRAPH



MECHANICAL SPECIFICATION

Solar cells	144 pcs Bifacial monocrystalline Silicon(PERC), Multi BB
Encapsulation	Ultra - clear PID free EVA (Ethylene-Vinyl-Acetate) Encapsulant, UV and Weather stable
Backside	UV protected reflective, Transparent backsheet
Frame	Silver Anodized Aluminium Alloy
Solar Glass	3.2 mm, High Transmission, AR Coated HS Glass
Dimensions	(L) 2279 mm x (W) 1133 mm x (H) 35 mm
Weight	~28 Kg
J-box	IP 68 certified, 3 diodes, Split junction box
Series Fuse Rating	25 A
Cable	Solar cable 400 mm length, 4 mm ²
Connectors	MC4 compatible connectors
Application Class	Class A
Electrical Safety	Class II
Fire Safety	Class C (Type 1)
Surface load	Snow load 5400 Pa, Wind load 2400 Pa

DRAWING (MEASUREMENTS ARE IN MM)



PRODUCT CERTIFICATIONS

IEC 61215: 2016, IEC 61730: 2016, IS 14286:2010/IEC 61215:2005, IS/IEC 61730-1 & 2: 2004, UL 61730-1 & 2, IEC 61701, IEC 62716, IEC 62804, IEC 60068-2-68, CEC

MANAGEMENT SYSTEM CERTIFICATIONS





TRANSPARENT
Backsheet

GS10-B108-TF (390Wp-405Wp)



HIGH SAVING

Lower LCOE, reduced BOS cost, shorter payback time



HIGH EFFICIENCY

Excellent module conversion efficiency of up to 20.66%



LOW-LIGHT PERFORMANCE

Advanced glass and cell surface textured design ensure excellent performance in low-light environment



PID RESISTANCE

Excellent Anti-PID Performance guarantees limited power degradation for mass production



IP68 JUNCTION BOX

High waterproof level

MADE IN INDIA

INDUSTRY LEADING PROTECTION



12 Years warranty for materials and processing



25 Years warranty for linear power output

TECHNICAL DATA

Electrical Parameter at STC	Monocrystalline Module			
	GS10-B108-TF			
Capacity rating - Pmax(Wp)	390	395	400	405
Power Tolerance (%)	0 - 2	0 - 2	0 - 2	0 - 2
Module efficiency (%)	19.90	20.15	20.40	20.66
Rated voltage - Vmp(V)	30.77	30.95	31.10	31.27
Rated current - Imp(A)	12.69	12.77	12.87	12.96
Open circuit voltage - Voc(V)	37.00	37.05	37.10	37.15
Short circuit current - Isc(A)	13.41	13.44	13.47	13.50

Under Standard Test Conditions (STC) of irradiance 1000 W/m², spectrum AM 1.5 and cell temperature of 25°C. Except Pmax, all other parameters have a tolerance of ±3%.

BI-FACIAL : PMAX WITH REAR SIDE POWER GAIN[#]

5% Gain	409	415	420	425
10% Gain	429	434	440	445
15% Gain	448	454	460	465
20% Gain	468	474	480	486
25% Gain	487	494	500	506
30% Gain	507	513	520	526

[#] Additional power gain from rear side compared to power of front side at STC depends on mounting structure (height, tilt angle etc.) and reflectivity of ground. Bi-Faciality Factor : 70 ± 5 %

PERMISSIBLE OPERATING CONDITIONS

Temperature range	-40°C to + 85°C
Maximum system voltage	1500 VDC
NOCT	45 ± 2°C
Hail resistance	Max. diameter of 25 mm with velocity 23 m/s

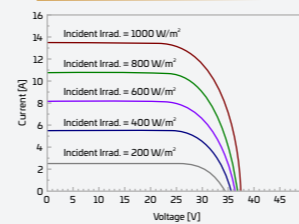
TEMPERATURE COEFFICIENTS (TC)

Temperature Coefficient (Voc)	-0.28% /°C
Temperature Coefficient (Isc)	0.048% /°C
Temperature Coefficient (Pmax)	-0.35% /°C

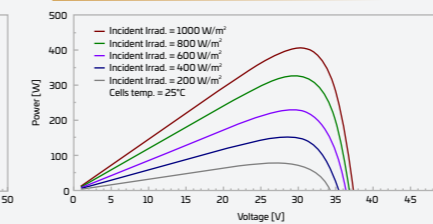
PACKAGING CONFIGURATION^{##}

Number of Modules per Pallet	31
No of pallet	26
No of module, 40ft HC container	806

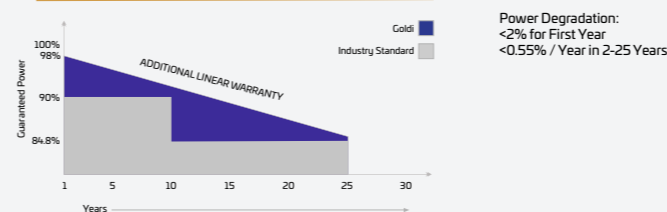
IV CURVE



PV CURVE



LINEAR GRAPH



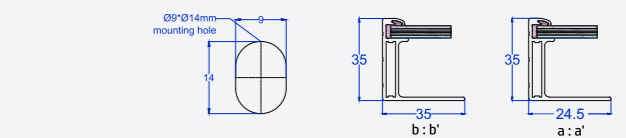
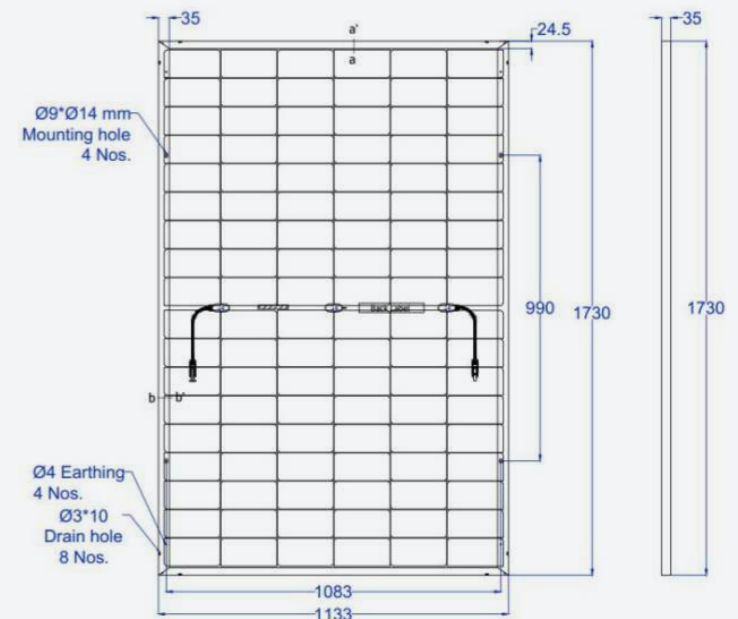
MANAGEMENT SYSTEM CERTIFICATIONS



MECHANICAL SPECIFICATION

Solar cells	108 pcs Bi-facial monocrystalline Silicon (PERC), Multi BB
Encapsulation	Ultra - clear PID free EVA (Ethylene-Vinyl-Acetate)
Backside	Transparent Back sheet-White/Black Mesh type
Frame	Anodized Aluminium Alloy-Silver/Black
Front glass	3.2 mm, High Transmission, AR Coated Tempered Glass
Dimensions	(L) 1730 mm x (W) 1133 mm x (H) 35 mm
Weight	~21 Kg
J-box	IP 68 certified, 3 diodes, Split junction box
Series Fuse Rating	25 A
Cable	Solar cable 400 mm length, 4 mm ²
Connectors	MC4 compatible connectors
Application Class	Class A
Electrical Safety	Class II
Fire Safety	Class C (Type 1)
Surface load	Snow load 5400 Pa, Wind load 2400 Pa

DRAWING (MEASUREMENTS ARE IN MM)



PRODUCT CERTIFICATIONS

IEC 61215: 2016, IEC 61730: 2016, IS 14286:2010/IEC 61215:2005, IS/IEC 61730-1 & 2: 2004, UL 61730-1&2, IEC 61701, IEC 62716, IEC 62804, IEC 60068-2-68, CEC

GOLDI **SOLAR**

15720 Brixham Hill Avenue Suite 300, Charlotte, NC 28277, USA
+1 (424) 278 3600
vipul.h@goldisolar.com | sales.usa@goldisolar.com
www.goldisolar.us